

Kato City Living Guidebook 2025



Please scan the above QR code for viewing on a smartphone or similar device.

**By Kato City and
NPO Kato International Association**



Welcome to the city of Kato!

This “Kato City Living Guidebook” provides a wide range of information about daily life in the city, as well as necessary procedures, so that foreign residents can go about their everyday lives without inconvenience.

For more detailed information please visit city hall or contact the appropriate department listed in the guide.

For smooth service on the phone or at the office, we recommend having someone with you who speaks Japanese.

Kato City Living Guidebook

Contents

1. Medical Care.....	1
2. Preparation for Emergency	2
3. Waste Disposal.....	エラー! ブックマークが定義されていません。
4. Traffic Rules	17
5. Community Life.....	19
6. International Exchange and Inquiry Counter	20
7. Foreign Resident Registration	23
8. Water, Electricity, and Gas.....	29
9. Tax.....	31
10. Health Insurance and Medical Care System	33
11. National Pension.....	38
12. Public Health	39
13. Child Rearing &Childcare Allowance.....	41
14. Education	44
15. Welfare.....	47
16. Public Transportation	48
17. Bank and Post Office.....	50

18. Driver's Licenses	51
19. Employment and Labor	55

1. Medical Care

If you get sick or injured, please visit a hospital or clinic which has a suitable department for your symptoms. Be sure to bring along your health insurance card and some money. Since English is not spoken at some hospitals and clinics, it may be a good idea to visit with someone who can speak both Japanese and your native language.

[Medical institutions in the city of Kato]

○Public Medical Institution

Name	Address	Telephone	Morning Reception hour	Afternoon Reception hour
Kato City Hospital	Iehara 85, Kato	0795-42-5511	8:30-11:00	Please check the following website.

* Closed on Saturdays, Sundays, and National holidays and the New Year holidays.

* Website: <https://www.city.kato.lg.jp/hospital/> (Japanese Only)

(Also accessible through the QR code on the right.)



○Private Medical Institutions

Both 医院 “iin” and 診療所 “shinryujo” are clinics.

The consultation hours are generally from 9:00 to 12:00 in the morning and 16:00 to 18:00 in the afternoon. (Hours vary according to the clinic.) They usually close on Saturday afternoon, Sundays, and national holidays.

[Holiday and after-hour consultations]

Some hospitals and clinics are available on Saturdays, Sundays, holidays. For specific information about the hospital/clinic on duty, please check the city's publication or ask at the Kato fire station (0795-42-0119). You can also check it out on the website of Ono & Kato Medical Association. Making a confirmation call to the hospital/clinic before your visit is recommended. Be sure to bring along your health insurance card and some money.

* Ono & Kato Medical Association) <https://www.onokato-med.or.jp/>

(Also accessible through the QR code on the lower right.)



2. Preparation for Emergency

We all risk meeting accidents, crime, and natural disaster in our life. It is very important to be aware of the response to such emergencies. Cooperation with others is helpful in any case. Get to know your neighbors and establish a mutual and cooperative relationship in case an emergency should arise.

There are two emergency contact numbers.

[119 is for fire department and ambulance]

Call 119 to contact the fire department.

If you are unable to make the call yourself, please ask someone nearby for help.

Number	Explanation	
119 (Fire department)	Emergency	<ul style="list-style-type: none"> • Call when urgent medical treatment is needed, such as in cases of illness or serious injury. • Provide the following information: ① Situation (accident or illness) ② Location ③ Name of the injured or sick person ④ Their age ⑤ Your name ⑥ Your phone number
	Fire	<ul style="list-style-type: none"> • Provide the following information: ① Situation ② Location ⑤ Your name ⑥ Your phone number
<p>“Ambulance User Guide for Foreign Visitors to Japan” (https://www.fdma.go.jp/publication/portal/post1.html)</p> <p>This guide explains what to do when calling an ambulance in many different situations.</p> <p>Please note: Ambulance services are free of charge, but please do not call an ambulance if the illness or injury is minor and you or your family can go to a hospital or clinic on your own.</p>		
110 (Police department)	Accident	<ul style="list-style-type: none"> • Provide the following information: ① Situation (incident or accident) ② Location ③ Your name ④ Your phone number
	Crime	

◆Fire

Causing a fire not only puts yourself in danger but also brings suffering and damage to your neighbors. Be very careful when you handle fire.

In case of fire, alert your neighbors in a loud voice and call 119.

Ask your neighbor to call if you can't report the fire in Japanese.

◆Sudden illness or Severe Injury

To get emergency care, call 119 and report the following.

(1) Details of the emergency; Is it an accident or illness?

- (2) Location
- (3) Name of the person who needs emergency care
- (4) Age of the person who needs emergency care
- (5) Your name
- (6) Telephone number

Please do not use the ambulance if the illness or injury is not serious and you can go to a hospital on your own.

◆Traffic Accidents

In case of a traffic accident, apply first-aid to the injured.

Call 119 for ambulance if necessary and then call 110 to report the accident.

◆Crime

If you become the victim of crime such as physical violence or theft, call the police at 110 right away. It may be a good idea to keep the number of the police station/police box/police substation near your place.

[110 is to ask for urgent help to police]

Calling 110 is free. Just pick up the phone and dial 110.

When you call 110, report the following.

- (1) What happened
- (2) When and Where (names of identifiable buildings, stations, or other landmarks nearby)
- (3) Whether there are any injured persons
- (4) Your name

It may be a good idea to prepare some Japanese phrases in case. If you can't call 110, ask for help from someone nearby.

★Emergency Contact Numbers

- ☎ Fire, sudden illness, serious injury, car accident ⇒**119**
- ☎ Crime (Violence, theft etc.), traffic accident ⇒**110**

Natural Disaster Preparedness

Japan is known throughout the world as a disaster-prone country, with earthquakes occurring frequently, and typhoons and heavy rains causing much damage from about June to October.

In case of natural disasters, check evacuation sites on hazard maps and prepare an emergency kit (ex. water and food for three days).

[Preparing for wind and flood damages (typhoons and heavy rains)]

To minimize damage caused by typhoons and heavy rain, please keep the following points in mind.

- (1) Keep flashlights and a portable radio handy.
- (2) Check weather forecasts on radio and TV frequently.
- (3) Reinforce any area in need, such as cracked windows and loose window frames. Be sure to close shutters if there are any.
- (4) Secure items that could be blown away (e.g. flowerpots, laundry poles) around your house or bring them inside.
- (5) Do not go out unnecessarily.
- (6) If there is a risk of flood, move furniture and household goods to higher places.
- (7) In case of evacuation, prepare some food, drinking water, medicine, and valuables to take out.
- (8) Check evacuation sites on Kato City Hazard Map in advance.

[Preparing for an earthquake]

Earthquakes can occur any time. Be aware of safety measures and the following points to act calmly and properly.

- (1) Talk with your family about where to evacuate and how to get in touch with each other (such as using the 171; Disaster Emergency Message Dial Service)
- (2) Fix furniture to wall surfaces with anti-earthquake fixtures.
- (3) Do not place heavy objects on high up in a room.
- (4) Prepare emergency take-out supplies including food to sustain your family for three days. Keep them with your valuables, a portable radio, and flash lights within easy to reach.
- (5) Check the conditions in the area around the building you are in.
- (6) Do not put any flammable items near stoves or heaters.
- (7) Prepare fire extinguishers and firewater buckets. Keep your bathtub filled with water.
- (8) Check evacuation sites and routes on maps, etc.
- (9) Actively take part in emergency drills held by volunteer disaster-prevention organizations in your area.

If an earthquake occurs, take the following precautions.

- (1) Get under a sturdy desk or a table and protect yourself.
- (2) Turn off any stoves and heaters after the shaking gets mild.
- (3) Open a door to secure an exit.
- (4) Put out fire quickly if any breaks out.
- (5) Be careful of broken pieces of glass in your house.

- (6) Do not rush outside.
- (7) Stay away from gates, fences, and walls.
- (8) Evacuate on foot with minimum baggage.
- (9) Cooperate with neighbors in rescue activities.
- (10) Obtain accurate information from TV or radio.

Collecting evacuation information and weather updates

It is important to gather information related to evacuation and the latest weather updates, and to act promptly. To make sure you don't miss important information, consider registering for "Hyogo Emergency Net."

*Foreign languages are supported.

(1) Registration for Hyogo Emergency Net

<E-mail Registration>

- Send an email using the QR code on the right.
- Send an email to the address of " fc@bosai.net ".



<App>

- Download using the QR code on the right.

[Google Play]



[App Store]



(2) Registration for Kato City Safety & Security Net (Japanese only)

This service sends information by email, such as disaster alerts requiring evacuation, fire incident notifications, and crime prevention information.

Register using the QR code on the right.



(3) Installation of the Disaster Prevention Administrative Radio System (Japanese only)

This system provides announcements such as disaster alerts requiring evacuation, fire incident information, and crime prevention information.

Please contact the Disaster Prevention Division, General Affairs & Finance Department, Kato City (Tel: 0795-43-0403).

Check evacuation sites.

Name of the place	Address	Designated evacuation site	
		Wind and flood damage	Earthquake
社公民館 : Yashiro Ko-min-kan (Yashiro Community Center)	Kinashi 1134-60	Available	Available
社武道館:Yashiro Budokan (Yashiro Gym for Martial Arts)	Kinashi 1131	Available	Available
明治館 : Meijikan (A cultural facility)	Yashiro 777	Available	
Yashiro Gakuen Sho-chu-gakko (Yashiro Gakuen Elementary and Junior High School)			
Former Yashiro Sho-gakko (Former Yashiro Elementary School)	Yashiro 1550	Available	Available
社高等学校: Yashiro Koto-gakko (Yashiro High School)	Kinashi1356- 1	Available	Available
社第一体育館 : Yashiro Daiichi Taiikukan (Yashiro The 1st Gym)	Sawabe 613-1	Available	Available
Former Fukuda Sho-gakko (Former Fukuda Elementary School)	Sawabe 613-1	Available	Available
Former Yoneda Sho-gakko (Former Yoneda Elementary school)	Kamikume 1693	Available	Available
兵庫教育大学 : Hyogo Kyoiku Daigaku (Hyogo University of Teacher Education :HUTE)	Shimokume 942-1	Available	Available
兵庫教育大学附属小学校体育館 : Hyogo Kyoiku Daigaku Fuzoku Sho-gakko Taiikukan (Gym of E.S. Attached to HUTE)	Yamakuni 2013-4	Available	Available
兵庫教育大学附属中学校体育館・武道場 : Hyogo Kyoiku Daigaku Fuzoku Chu-gakko Taiikukan・ Budojo (Gym and *Budojo of J.H.S. Attached to HUTE) *Budojo is a gym for martial arts	Yamakuni 2007-109	Available	Available
Former Mikusa Sho-gakko (Former Mikusa Elementary School)	Kamimikusa 118	Available	Available
やしろ国際学習塾 : Yashiro Kokusai Gakushu Juku (Yashiro Learning Omni-Core:L.O.C.)	Kamimikusa 1175	Available	Available

Name of the place	Address	Designated evacuation site	
		Wind and flood damage	Earthquake
上鴨川多目的集会施設 : Kamikamogawa Tamokuteki Shukai Shisestu (Kamikamogawa Multiuse Assembly Facility)	Kamikamogawa 392	Available	Available
下鴨川公民館 : Shimokamogawa Ko-min-kan (Shimokamogawa Community Center)	Shimokamogawa 209-1	Available	
かもがわ交流セミナーハウス : Kamogawa Koryu Ceminar House (Kamogawa Community Ceminar House)	Shimokamogawa 260-3	Available	Available
平木公民館 : Hiraki Ko-min-kan (Hiraki Community Center)	Hiraki 224-1	Available	
滝野東小学校 : Takino Higashi Shogakko (Takino Higashi Elementary School)	Shinmachi 88	Available	Available
滝野体育センター : Takino Taiiku Center (Takino P.E. Center)	Kami-takino1167-5	Available	Available
上滝野公民館 : Kamitakino Ko-min-kan (Kamitakino Community Center)	Kamitakino1167-1	Available	
滝野中学校 : Takino Chu-gakko (Takino Junior High School)	Shimotakino761		Available
滝野文化会館 : Takino Bunka Kaikan (Takino Culture Center)	Shimotakino 1369-1	Available	Available
滝野図書館 : Takino Toshokan (Takino Library)	Shimotakino 1369-2	Available	Available
地域交流センター : Community exchange center	Shimotakino 1369-2	Available	Available
滝野児童館(きらら): Takino Jido-kan,"Kirara" (Takino Children's Center,"Kirara")	Shimotakino 1369-2	Available	Available
滝野総合公園体育館(スカイピア): Takino-Sogo-Koen-Taiikukan,"Sky-peer" (Takino Municipal Park Gym,"Sky-peer")	Kotaka 4007	Available	Available
河高交流センター : Kotaka Koryu Center (Kotaka Community Center)	Kotaka 4026-3	Available	Available

Name of the place	Address	Designated evacuation site	
		Wind and flood damage	Earthquake
滝野南小学校: Takino Minami Shogakko (Takino Minami Elementary School)	Takaoka 949	Available	Available
東条文化会館コスミックホール: Tojo Bunka Kaikan,"Cosmic Hall" (Tojo Cultural Center,"Cosmic Hall")	Tenjin 66		Available
Komyuniti Senta Tojo Kaikan (Former Tojo Higashi Sho-gakko) (Tojo Kaikan Community Center (Former Tojo Higashi Elementary School))	Hashikadani 56		Available
道の駅とうじょう: Michino Eki Tojo (Tojo RoadSide Station)	Minamiyama 1- chome 5-1	Available	Available
岡本公民館 :Okamoto Ko-min-kan (Okamoto Community Center)	Okamoto 247-1	Available	
Tojo Nishi Fureai Kan (Former Tojo Nishi Sho-gakko) (Tojo Nishi Fureai Hall (Former Tojo Nishi Elementary School))	Yoshii 298	Available	Available
藪公民館 :Yabu Ko-min-kan (Yabu Community Center)	Yabu 133		Available
兵庫県立教育研修所: Hyogo Prefectural Institute for Educational Research and In-Service Training	山国 2006-107 2006-107 Yamakuni	Available	Available
社児童館「やしろこどものいえ」: Yashiro Children's House "Yasihirokodomonie"	東古瀬 477-1 477-1 Higashikose	Available	Available
南山活性化支援施設 (ミナクル) : Minamiyama Vitalization Support Facility "Minakuru"	南山 1 丁目 4-2 1-4-2 Minamiyama	Available	Available
砂子公会堂: Sunago Community Hall	新定 191-2 191-2 Shinjo	Available	
スリーボンドファインケミカル(株)加 東工場: ThreeBond Holdings Co., Ltd. Kato Factory	南山 6 丁目 3-11 6-3-11 Minamiyama	Available	Available
家原公民館: Iehara Community Hall	家原 365-1 365-1 Iehara	Available	Available
大畑公民館: Ohata Community Hall	大畑 459-2 459-2 Ohata		Available
㈱マルヤナギ小倉屋大門工場: Maruyanagi Food Inc.	大門 67 67 Daimon		Available

Name of the place	Address	Designated evacuation site	
		Wind and flood damage	Earthquake
Daimon Factory			
東条学園小中学校: Compulsory Education School "Tojo Gakuen"	天神 56 56 Tenjin	Available	Available

*Consider evacuating to a friend or acquaintance's house located in a safe area, or to the upper floors of a nearby building or the second floor of your home.

(3) Make sure what to do when evacuating

When an evacuation order is issued from the city hall, police, or volunteer disaster-prevention organizations as well as when there is a danger of house collapse or fire nearby, evacuate to a safe place according to the situation.

- (1) Before evacuating, reconfirm whether all flames are put out. Close gas mains and turn off electricity breakers.
- (2) Do not forget to leave a note giving your evacuation destination and safety information about you and your family.
- (3) Put on clothes which enable you to move easily. Do not forget helmets or hats to protect your head.
- (4) Carry emergency supplies (including food for approximately 3 days) in a backpack.
- (5) Evacuate on foot. Keep your belongings to a minimum.
- (6) Hold hands firmly with elderly people or children.
- (7) Evacuate to places designated as shelters.
- (8) Avoid narrow streets, areas by fences or walls and riversides.

[Disasters and emergencies preparedness]

(1) Make sure your house is equipped with 'the official wireless device for disaster prevention (In Japanese only).

'The official wireless device for disaster prevention' is a device that informs residents to escape in case of the occurrence of disasters such as earthquakes, floods and so on. It also gives information about fires, security alerts and more.

Residents in Kato City can install the device at Kato City's expenses.

Please apply for it.

(2) You can also receive information about safety and security alerts on 'Kato City's Safety and Security Net' website (In Japanese only). It is also possible to register for these services on your cell phone.

'Kato City's Safety and Security Net' as well as 'The official wireless device for disaster prevention' can also send information on disasters, fires and security alerts by e-mail.

Please access Kato City's website below to register for it.

For more information, call Disaster Management Div. at Kato City General Affairs and Finance Dept. 0795-43-0403

How to register for Kato Network for Safe and Secure living.

<https://www.city.kato.lg.jp/kurashi/bosai/zen/anzenanshinnet/1457747672877.html>

(Also accessible through the QR code on the lower right.)



3. Garbage Disposal Rules

Please follow the rules of household garbage disposal properly.
The basic rules for putting out garbage are as below.

Basic Rules

(1) There are different categories of garbage (such as “Burnable garbage,” “Plastic containers and packaging,” “PET bottles,” etc.).

Please sort your garbage by category and put it out separately.

(2) Collection days are set for each type of garbage.

Please check the Kato City garbage collection calendar.

(3) “Burnable garbage” and “Plastic containers and packaging” must be placed in Kato City’s designated garbage bags.

(4) For garbage other than “Burnable garbage” and “Plastic containers and packaging,” please use the dedicated drum containers provided at the garbage station and put the garbage directly inside.

*If you live in an apartment building, garbage may be collected by a private company instead of Kato City. Please check with the apartment manager.

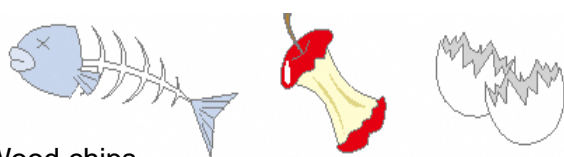
*If you do not follow these rules, your garbage may not be collected, and this will cause trouble for everyone who uses the same garbage station.

Garbage to be disposed of at the garbage station

1. Burnable garbage

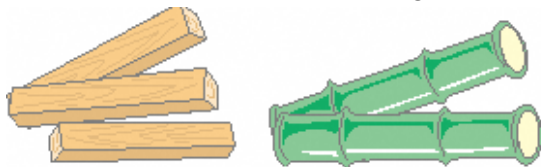
Kitchen garbage

*Drain water from food scraps.



Wood chips

*Cut them into pieces no larger than 30 cm.



Leather & Cloth

*Cut them into pieces no larger than 30 cm.



*Please use Kato City designated garbage bags. (For burnable garbage, use the bag marked with red text.)

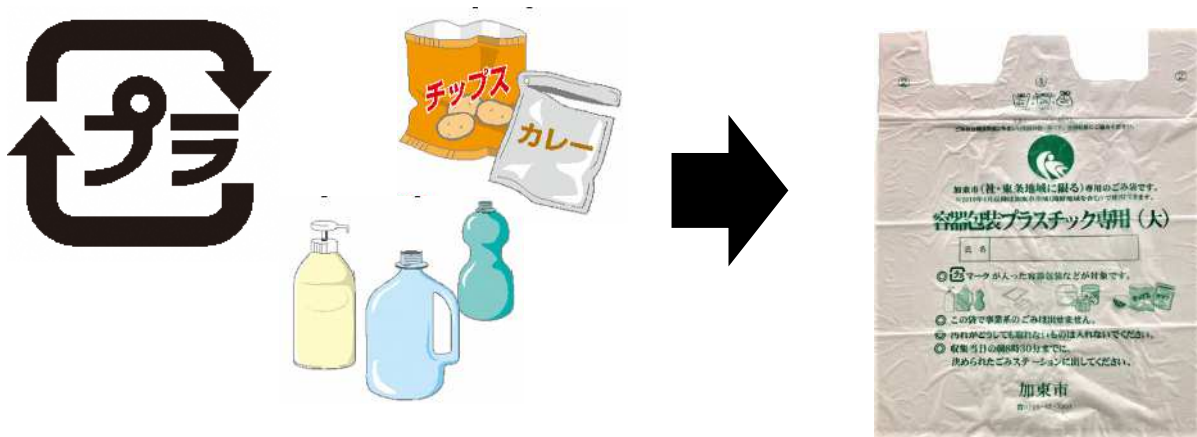


*Please use Kato City designated garbage bags. (For Plastic containers and packaging, use the bag marked with green text.)

Others: Sanitary products, diapers, moisture absorbers, etc.

2. Plastic containers and packaging

Items with the following marks



3. Garbage other than “Burnable garbage” and “Plastic containers and packaging”

- PET bottles
- Clear glass bottles
- Brown glass bottles
- Other colored glass bottles
- Cans / small metal items
- Dry-cell batteries
- Fluorescent lamps / light bulbs
- Non-burnable garbage

Garbage not to be disposed of at the garbage station


1. Small electronic appliances (25 cm or less)



Flashlights



Hair dryers



Collection box for small electronic appliances

Collection box for small electronic appliances are installed at the Yashiro Community Center, Takino Community Center, Tojo Community Center, and in front of the Service and Environment Division counter at City Hall.

2. Batteries



A battery collection box is placed on top of the small electronics collection box. Please put a sticker over the battery terminals before placing them in the box.

If you are unsure about garbage disposal, please check the Kato City Garbage Collection Calendar, or ask your neighbors or the City Hall.

About the Garbage Collection Calendar

You can pick it up at the Service and Environment Division on the 1st floor of City Hall, or at the “Kato-no-eetoko Information Corner” on the 2nd floor of Yashiro Shopping Park Bio. You can also view it by scanning the QR code on the right.

(Japanese language calendar)

In addition to the above, there are many other types of garbages that must be sorted, such as bottles, PET bottles, and metals. For details, check the “Kato City Residential Waste Collection Calendar” or contact the city.

○Waste disposal calendar

Available at Environmental Protection Div. on the first floor of Kato City Hall or Yashiro Shopping Park Bio, on the second floor at the Lifestyle Advice (かとうのええとこ情報コーナー) corner. Also available at the following URL below (In Japanese).

<https://www.city.kato.lg.jp/kakukanogoannai/shiminkyoudoubu/seikatukankyoka/dust/1455789348661.html>

(Also accessible through the QR code on the right.)



○Garbage bags

Waste must be disposed of in specially marked bags.

These bags are available at Environmental Protection Div. on the first floor of Kato City Hall or some stores* assigned by Kato City.

Number	Store Name	Zip Code	Store Information
1	イオン社店 AEON, Yashiro	673-1431	加東市社 1126-1 1126-1 Yashiro, Kato
2	マックスバリュ社店 Maxvalu, Yashiro	673-1463	加東市梶原 333-1 333-1 Kajiwara, Kato
3	マックスバリュ東条店 Maxvalu, Tojo	673-1312	加東市掬鹿谷 323 323 Hashikadani, Kato
	Bon Marche, Yashiro		
4	銀ビルストアー社店 Ginbiru Store, Yashiro	673-1431	加東市社 338 338 Yashiro, Kato
5	フレッシュバザール 加東上中店 Fresh BAZAAR, Kato Kaminaka	673-1464	加東市上中 325 325 Kaminaka, Kato
6	フレッシュバザール 西脇野村店 Fresh BAZAAR, Kato Kaminaka Nishiwaki Nomura	677-0054	西脇市野村町 1265 1265 Nomura, Nishiwaki
7	ジャパン 滝野店 JAPAN, Takino	679-0211	加東市上滝野 246 246 Kamitakino, Kato
8	エコープ近畿 滝野店 A-COOP, Kinki Takino	679-0211	加東市上滝野 812 812 Kamitakino, Kato
9	ダイレックス加東店 DIREX, Kato	673-1464	加東市上中 3 丁目 140 番 3-140 Kaminaka, Kato
10	ジュンテンドー 社店 JUNTENDO, Yashiro	673-1464	加東市上中 333-1 333-1 Kaminaka, Kato
11	ココカラファイン 梶原店 Cocokarafine, Kajiwara	673-1463	加東市梶原 360-1 360-1 Kajiwara, Kato
12	キリン堂 社店 Kirindo, Yashiro	673-1431	加東市社 1205-1 1205-1 Yashiro, Kato
13	ウエルシア薬局加東上中店 welcia, Kato Kaminaka	673-1464	加東市上中 3 丁目 13 3-13, Kaminaka, Kato
14	ウエルシア薬局加東東条店 welcia, Kato Tojo	673-1311	加東市天神 260 番地 260 Tenjin, Kato
15	コーナンホームストック東条店 Kohnan Home Stock, Tojo	673-1321	加東市岩屋 197-1 197-1 Iwaya, Kato
16	New Com(ニューコム) New Com	673-1431	加東市社 77-11 77-11 Yashiro, Kato
17	一富士商店 Ichifuji Store	673-1431	加東市社 535-3 535-3 Yashiro, Kato
18	みのり農業協同組合加東営農経 済センター	673-1453	加東市貝原 287 287 Kaihara, Kato

	Agricultural Cooperative Kato Agricultural Economy Center		
19	藤浦商店 Fujiura Store	673-1401	加東市上鴨川 199 199 Kamogawa, Kato
20	都倉百貨店 Tokura Department Store	673-1311	加東市天神 476 476 Tenjin, Kato
21	マミーショップ天神店 Mammy Shop, Tenjin	673-1311	加東市天神 542 542 Tenjin, Kato
22	夢街人とうじょう Yumemachibito Tojo	673-1341	加東市南山1丁目 5-3 1-5-3 Minamiyama, Kato
23	フレッシュにしお Fresh Nishio	673-1312	加東市掬鹿谷 354 354 Hashikadani, Kato
	Rodeside Station (Michi-no- Eki) Tojo		
24	まるさんマート Marusan Mart	679-0221	加東市河高 2487 の 2 2487-2 Koutaka, Kato
25	(株)京屋 鯉清水 Kyoya Co, Koishiizu	673-1402	加東市平木 579 579 Hiraki, Kato
26	ローソン社嬉野店 Lawson, Yashiro Ureshino	673-1431	加東市社 183-1 183-1 Yashiro, Kato
27	ローソン加東厚利店 Lawson, Kato Atsutoshi	673-1338	加東市厚利 104-10 104-10 Atsutoshi, Kato
28	ファミリーマート加東社店 Family Mart, Kato Yashiro	673-1431	加東市社 1504 番地 1 1504-1 Yashiro, Kato
29	ファミリーマート滝野高岡店 Family Mart, Kato Takaoka	679-0222	加東市高岡 609-1 609-1 Takaoka, Kato
30	セブンイレブン社梶原店 7-ELEVEN, Yashiro Kajiwara	673-1463	加東市梶原 412-2 412-2 Kajiwara, Kato
31	セブンイレブン加東上滝野店 7-ELEVEN, Kato Kamitakino	679-0211	加東市上滝野 258-1 258-1 Kamitakino, Kato

*List of stores selling Kato City designated garbage bags

Price of garbage bags for Residential Waste Collection Service

1set (10bags)	For burnable garbage	Large:45L 300 yen
	For Styrofoam and plastic containers	Middle:30L 200 yen
		Small:20L 150 yen

<Large volume of waste>

Large volumes of waste (when moving or major house cleaning) cannot be collected at the waste station. Please bring it to a waste disposal facility.

Facility	Ono Clean Center
Address	Ono, Tenjin machi 538-1
Telephone	0794-62-6250
Serves Residents	Kato city Residents
Business Hours	Mon-Fri 8:30~16:30 Sat. / Holidays 8:30~11:30 (Closed on the 2nd and 4th Saturday of each month)

Contact: Kato Resident Cooperation Dept., Environmental Protection Div.

Waste Disposal Section 0795-43-0503

4. Traffic Rules

[Basic Traffic Rules]

So as not to meet or cause any traffic accidents, please observe the basic rules:

- Pedestrians walk on the right hand side of the road. Cars and bicycles travel on the left.
- When driving a car or riding a bicycle, yield to pedestrians.
- Pay close attention to traffic light colors.
 - Green means that it is safe to go.
 - Yellow means to stop.
 - Red means to stop.

[Basic rules for pedestrians]

- Use sidewalks when available.
- Walk on the right-hand side of the road if sidewalks are not available.
- When crossing the road, be sure to follow the traffic lights where located.

If these are not available, check for safety by looking both ways first and cross at the crosswalk.
- When walking at night, it is a good idea to put on reflective materials and bright colored clothes.

[Basic Rules for Bicycles]

- Keep to the left side of the road and ride single file.
- Do not ride bicycles on sidewalks.

You may ride on sidewalks where there are signs indicating it is OK to do so.
- Riding double and riding side by side on the street are not allowed.
- While riding, don't use a mobile phone or an umbrella.
- In front of railroad crossings and at stop signs, be sure to stop and confirm safety right and left before crossing.
- Obey traffic lights at intersections.
- Turn on the headlight early in the evening.
- Put reflectors on the sides of your bicycle.
- Take out bicycle insurance.
- (10) Do not ride a bicycle after drinking alcohol.
- (11) Please wear a helmet when riding a bicycle.



[Basic Rules for Cars and Motorcycles]

- Be sure to stop at stop signs and check for safety, left and right.
- Turn on the headlights early in the evening.
- If you are driving with a child under 6 years old, a child safety seat must be used.
- Don't use a mobile phone while driving.
- All passengers must wear seat belts.

- Wear a helmet while riding a motorcycle.
- Don't exceed the posted maximum speed limit.
- (7) Do not drive after drinking alcohol.

Contact: Kato City General Affairs and Finance Dept. Disaster Management Div.
0795-43-0403
Kato Police Station 0795-42-0110

5. Community Life

In Japan, there are community organizations known as “chonaikai” and “jichikai”, where people living in the same neighborhood cooperate with one another and take part in various activities.

[Social relationships in your neighborhood]

When difficulties arise it is especially important for neighbors to help one another. It is a good idea to interact positively with your neighbors as you can often get valuable information from them, such as where to shop, how to dispose garbage, or in the case of illness and other emergency.

[Daily Life Etiquette]

It is important to pay attention to the following in community.

(1) Daily life noise

When living in housing complexes or apartments, sounds in your room might be audible to your neighbors. Try to keep noise to a minimum especially late at night or in the early morning. Sounds of the TV, speaking in a loud voice, the vacuum cleaner, washing machine, shower or bath can be regarded as noise.

(2) Use of common areas in multi-dwelling housing

Common areas such as stairs and hallways are to be used by all the residents. Refrain from leaving your personal items in such areas as stairs and halls are used for evacuation in case of earthquake or fire.

[Neighborhood community associations]

Neighborhood community associations (called 町内会, cho-nai-kai, or 自治会, ji-chi-kai) are autonomous organizations formed by residents to promote community and good relations. Although membership is voluntary, joining such an organization gives you good opportunities to establish a connection to your neighbors through community events. It is also provides access to information regarding daily life and evacuation during emergencies.

For inquiries, please contact:

Kato City Citizens' Collaboration Department, Human Rights & Collaboration Division
TEL: 0795-43-0544

6. International Exchange and Inquiry Counter

International Exchanges

[Exchange Program]

Kato International Association (KIA) is a Nonprofit Organization which provides various international exchange programs such as exchanges between sister-cities and cultural exchange events for citizens. KIA aims to promote international understanding and community development where all the people of any nationality can live comfortably through programs and events, parties for making friends with a lot of people, and Japanese/ Foreign culture classes. It also provides consultation services for non-Japanese residents about daily life or problems.

If you are interested in international exchange events, or have something to consult about, please call KIA.

[Japanese Language Classes]

Kato International Association (KIA) offers Japanese language classes for foreigners living in Kato city. You can learn Japanese for free. If you are interested in participating, please contact Kato International Association (KIA).

Class Name	Day & Time	Place
Yashiro Class	Friday 19:00~21:00 19:00-21:00	Kato International Association Office 2 nd floor of Yashiro Shopping Park BIO 1126-1 Yashiro, Kato
Tojo Class	Sunday 10:00~12:00 10:00-1200	Main Conference Room Kato City Minamiyama Activation Support Facility Mina-Kuru 1-4-2 Minamiyama, Kato

[Japanese Language Class for Kids]

We offer Japanese language study support and homework assistance for foreign children and students. If you wish to participate, please contact the Kato City International Association (KIA) for details.

Who can participate: Children from the final year of kindergarten through the third year of junior high school

Day & Time: Saturday 10:00-11:30

Place: Kato International Association Office

2nd floor of Yashiro Shopping Park BIO 1126-1 Yashiro, Kato

Contact: NPO Kato International Association (KIA)

Address: 1226-1 Yashiro, Kato city Yashiro Shopping Park Bio 2F.

Telephone: 0795-42-6633
Fax: 0795-42-6634
E-mail: kia@katokokusai.org

Consultation Service for Foreign Residents

[Kato Consultation Service for Foreign Residents]

Kato City provides consultation on daily life for foreign residents in Kato city. You can consult with us in your native language about any problems or concerns you may have in your daily life in Japan. For Vietnamese and Chinese speakers, their native counselors are available. For other language speakers, counselors respond using an automatic voice translation machine. For more information, please visit the following URL (Also accessible through the QR code on the right) .



<https://www.city.kato.lg.jp/kakukanogoannai/machidukuriseisakubu/kikakuseisaku/kikaku/news/gaikokuzin/8939.html>

Day: Monday-Friday, Closed on Saturdays, Sundays, holidays and Year-end and New Year holidays from December 29 to January 3

Time: Consultation in Vietnamese 8:30-12:00, 13:00-16:30

Office hours: 8:30–12:00 / 13:00–17:15

*From 16:30 to 17:15, assistance will be provided using an automatic voice translation device.

Address: 50 Yashiro, Kato-shi, Hyogo, Japan, Kato City Hall, 1st Floor, Citizens' Collaboration Department, Human Rights & Collaboration Division

Phone Number: 0795-43-0544 (Initially, we will respond in Japanese.)

Consultation Examples: About moving in and out of the city, changing address, taxes, insurance premiums, and procedures at city hall.

Note: Free consultation.

Note: Sometimes there is no consultant available.

[Human Rights Counseling for Foreigners]

Do you ever feel that this is a human rights issue in your daily life, such as being unfairly discriminated against or being bullied at school because you are a foreigner?

Do not worry alone; consult with the Legal Affairs Bureau or District Legal Affairs Bureau.

Staff and Human Rights Commissioners provide consultation and work with you to find the best way to resolve your concerns.

Please contact the Human Rights Consultation Service for Foreigners at the following URL. (Also accessible through the QR code on the right.)

The website is available in 10 languages.



<https://www.moj.go.jp/JINKEN/jinken21.html>

For inquiries, please contact: Citizens' Collaboration Department, Human Rights & Collaboration Division

Phone Number : 0795-43-0544

7. Foreign Resident Registration

Various public services are provided to a foreign national staying in Japan for a medium-to-long term period of stay that are not provided for with a short period of stay as a tourist. To receive these services, you must show proof of identity and that you reside in current address. When you take up residence in Kato or move out of the city, please make sure to complete the required procedures at the Resident Division at city hall.

[When and how to the procedures]

Cases	Type of notifications	Period of Notification	Required documents
Upon establishing a new address in Kato after entry into Japan for the first time	Moving-In Notification	Within 14 days of the day you established your new address in Kato	<ul style="list-style-type: none"> • Passports of all persons moving in, and their residence cards or Special Permanent Resident Certificates • A letter of consent or written pledge from the head of household at the new address (see note below)
When you move to a new residence within Kato	Moving-Out Notification	Within 14 days following the move	<ul style="list-style-type: none"> • Resident Cards or Special Permanent Resident Certificates (or alien registration certificate) of all family members who move • A letter of consent or written pledge from the head of household at the new address (See note below) • My Number card (If you have) • National Health Insurance Eligibility Certificate, Latter-Stage Elderly Healthcare Eligibility Confirmation Certificate, Welfare Medical Expense Recipient Certificate, Long-Term Care Insurance Insured Person Certificate, etc. (if you have)

<p>When you move to Kato from another municipality in Japan</p>	<p>Moving-In Notification</p>	<p>Within 14 days of the day you established your new address in Kato</p>	<ul style="list-style-type: none"> • Certificate of Moving Out (issued at the municipality of your previous address) • Resident Cards or Special Permanent Resident Certificates (or Alien Registration Certificate) of all family members who move out of the municipality • A letter of consent or written pledge from the head of household at the new address (See note below) • My Number card
<p>When you move out of the city (to another municipality in Japan or to another country)</p>	<p>Moving-Out Notification</p>	<p>Within 14 days prior to the day you plan to move</p>	<ul style="list-style-type: none"> • National Health Insurance Eligibility Certificate, Latter-Stage Elderly Healthcare Eligibility Confirmation Certificate, Welfare Medical Expense Recipient Certificate, Long-Term Care Insurance Insured Person Certificate, etc. (if you have) *In case of moving out of Japan • My Number card

Note: When a person other than a spouse, parent, grandparent, child, or grandchild moves or transfers into an existing household, a letter of consent or written pledge from the head of household at the new address is required. (You can download a notification form on the Kato Municipal Office website.)

- When foreign nationals move into a household whose head is non-Japanese, original documents proving the relationship with the householder (such as marriage and birth certificates which were issued by a foreign government or a public agency) along with a Japanese translation (with translator's signature on it) are required.
- The procedures should be completed by the householder or a family member, otherwise, a letter of attorney is required.
(You can download a notification form on the Kato Municipal Office website.)
- When submitting, items such as the following are required for identification: Driver's license,

passport, basic resident registration card or My Number Card, resident card, Special Permanent Resident Certificate.

○Residency Management System Procedures

[Procedures to replace Alien Registration Certificate with Resident card]

If you hold an Alien Registration Certificate, please complete the following procedures to replace it with a Resident card or Special Permanent Resident Certificate. Only those with Special Permanent Resident can complete the procedure at city hall. Others must visit the Regional Immigration Office.

Status of Residence			Deadline	Where
Special Permanent Resident	Age 16 or older	Holders of Alien Registration Certificates to be confirmed (renewed) before July 8, 2015	By July 8th, 2015	Resident Affairs Division at the city hall
		Holders of Alien Registration Certificates to be confirmed (renewed) after July 9, 2015	By date of birth beginning the confirmation (renewal) term By the 7th birthday after application/notification	
	Younger than age 16		By 16 th birthday,	
Permanent Resident	Age 16 or older		By July 8 th , 2015	Regional Immigration Office Regional Immigration Services Bureau
	Younger than age 16		By July 8 th , 2015 or until 16 th birthday, whichever comes first	
Other types of resident status	Age 16 or older		Until the expiry of granted residence period	Regional Immigration Services Bureau
	Younger than age 16		By the expiry of granted residence period or until 16 th birthday, whichever comes first	

Contact: Immigration Information Center 0570-013904

From IP, PHS, Abroad: 03-5796-7112

[Notification for Special Permanent Resident Certificates]

All procedures for Special Permanent Resident Certificates are to be completed at the city hall.

Cases		Deadline	Required documents
When name, birthday, gender, nationality, etc. change or need correction		As soon as the change or correction is made	<ul style="list-style-type: none"> • Special Permanent Resident Certificate • A photo (not necessary for children under age 16) (See note below) • Passport • Documents that prove the change
When Special Permanent Resident Certificate expires,	Age 16 or older	Within 2 months of the expiration date	<ul style="list-style-type: none"> • Special Permanent Resident Certificates • A photo (See note below) • Passport
	Younger than age 16	Within 6 months of the expiration date	
When Special Permanent Resident Certificate has been lost		Within 14 days	<ul style="list-style-type: none"> • A photo (See note below) • Lost item notification form etc.
When Special Permanent Resident Certificate has been damaged or defaced		Without term (If you receive an order to apply for re-issuance of the certificate, you must apply within 14 days.)	<ul style="list-style-type: none"> • Special Permanent Resident Certificate • A photo (not necessary for children under age 16) (See note below) • Passport
When requesting replacement (Fee for issuance is ¥1,600)		Anytime	<ul style="list-style-type: none"> • Special Permanent Resident Certificates • A photo (not necessary for children under age 16) (See note below) • Passport
When replacing Resident Card (old Alien Registration Certificate) with a Special Permanent Resident Certificate		Anytime	<ul style="list-style-type: none"> • Resident card (Old Alien Registration Certificate) • A photo (not necessary for children under age 16) (See note below)

		• Passport
--	--	------------

Note: Please bring a 4 cm (H) x 3 cm (W) photo, taken within the last 3 months, with no hat, no background, and facing forward.

The notification may be submitted only by the applicant or a member of the same household. If it is submitted by another person, a letter of proxy (power of attorney) must be provided.

[Registration Applicants]

- Yourself
- Family members who live with you
- Substitute (Contact Resident Affairs Division for details)

○When a baby is born

If you give birth in Japan, a birth notification must be submitted within 14 days. At the time of submission, the original birth certificate is required. In order to confirm nationality, the parents' passports and the parents' residence cards or Special Permanent Resident Certificates (etc.) must also be presented.

Furthermore, procedures regarding the child's status of residence must be completed at the Immigration Services Bureau within 30 days. For matters related to nationality acquisition (foreign nationality), please contact the appropriate consulate.

○Return of Resident Cards or Special Permanent Resident Certificates

Resident cards or Special Permanent Resident Certificates must be returned in the following cases.

Cases	Items to be returned	Where to submit
When you move from Japan (No plan to re-enter Japan)	Resident Card	Immigration Bureau office Regional Immigration Services Bureau
When you acquire Japanese nationality	Resident Card	Immigration Bureau office Regional Immigration Services Bureau
	Special Permanent Resident Certificates	Immigration Bureau office Regional Immigration Services Bureau

		or City Hall
Upon death	Resident Card	Immigration Bureau office Regional Immigration Services Bureau
	Special Permanent Resident Certificates	Immigration Bureau office Regional Immigration Services Bureau or City Hall

○Application for Re-entry Permit

If you hold a Resident Card, you are not required to apply for a Re-entry Permit when leaving Japan if you plan to re-enter within 1 year. For the holders of Special Permanent Resident Certificate, it is not required to apply for a Re-entry Permit when leaving Japan if you plan to re-enter within 2 years. If you plan to re-enter the country after the period expires, please be sure to get a re-entry permit at the nearest ~~Immigration Bureau~~ Regional Immigration Services Bureau office before leaving Japan. With a re-entry permit, you don't have to request a new visa to re-enter Japan and your resident status and period remain valid. There are two types of re-entry permit; a permit that is valid only once and a multiple re-entry permit that can be used multiple times until the expiration date.

Contact: Kato City Resident Cooperation Dept. Resident Affairs Div. 0795-43-0390

8. Water, Electricity, and Gas

[Water]

To begin water service, please contact the Water Utility Customer Service Center.

If you live in an apartment complex, contact the manager or managing company.

Also, contact the Water Utility Customer Service Center in the case of the following:

*To discontinue service in the event of moving. (Shut off)

*If the water works are to be removed or unused for a long period of time. (Shut off)

Contact information

Kato City Water Utility Customer Service Center 0795-43-0538

Kato City Water Works Administration 0795-43-0533

[Electricity]

○To begin service

Fill out the postcard attached to the breaker switch with your address, name, and first day of service, and send to Kansai Electric Co. by post or call to make an application.

Application can be made online (Japanese only). When you use the electricity for the first time, find the breaker switch (there will be a main electric current panel in one of the rooms), flip the switch up and check that you have power.

In Japan, electric current is 100 volts, 60 hertz. Plugging in and using electric appliances not built to this standard might damage the motor of the appliance and so it is advisable not to use them. Exceeding a certain amperage will cause the breaker to cut off. If this happens, reduce the number of appliances you are using and reset the breaker by flipping it back up.

○To end service

Once your moving date is decided, please apply online to stop your electricity service, or contact Kansai Electric Power Co., (Inc) Yashiro Sales Office.

Contact: Kansai Electric 0800-777-8085

[Gas]

○To begin service

Upon your arrival, contact the local gas company and have them install the gas tank and set your meter.

○To end service

Once your moving date is decided, please contact the gas company at least one week before

the date and time you want to stop the gas service.

Contact: City gas (pipeline): Osaka Gas, Living Div. Hyogo Regional Office 0120-7-94817

Propane gas (residential): Call the city office for the local gas company phone number.

9. Tax

In Japan, each prefectural and municipal (city/town/village) government is in charge of different types of taxes. National tax offices take care of national taxes and prefectural offices take care of prefectural taxes. City taxes are handled at the Tax Division at city halls.

[Major taxes to be paid to the city]

Type of Tax		Taxable Person
Municipal Tax	Residence Tax	<ul style="list-style-type: none"> • Those who have an address in Kato as of January 1st • Those who don't have an address in Kato as January 1st but own offices, companies or houses
	Municipal Tax for Corporations	Corporations which own offices, business institutions or dormitories in Kato
Fixed Assets Tax		Those who own land, buildings, and depreciable assets in Kato as of the 1st of January
City Planning Tax		Those who own land and buildings (depreciable assets excluded) located in urbanized areas, all of Minamiyama, and areas under land readjustment project (Tenjin-nishi and Tenjin-higashi-hashikadani) as of the 1st of January
Light Vehicle Tax (Type-Based Tax)		Those who own light vehicles with a parking space in Kato as of the 1st of April
National Health Insurance Tax (Premium)		Householder whose family member has enrolled in National Health Insurance
City cigarette Tax		Those who purchase cigarettes (Cigarette prices include this tax)
Bathing Tax		<p>Those who enter mineral hot spring bath (Spa facilities)</p> <p>Note: In Kato, all the mineral hot spring baths are exempted from taxation.</p>

Residence tax consists of individual municipal tax and individual prefectural tax and is applicable to people who have earned income in the previous year.

Residence tax is collected both “on a per capita basis” with a fixed rate, and “per income” based on income. Although the prefectural residence tax is an individual prefectural tax, it must be filed and paid with the individual municipal tax.

○Payment of Municipal Tax

Payments can be made not only at City Hall (Accounting Division counter), but also at financial institutions authorized to handle Kato City public funds, convenience stores, smartphone payment services (apps), and via the Common Tax Payment System. Automatic account transfer is recommended, as it reduces the need to visit a financial institution for each payment period and ensures reliable payment without missed deadlines.

For further information regarding municipal tax payment deadlines, tax amounts, and other details, please contact the Tax Affairs Division.

Contact information :Kato City General Affairs, Finance Dept, Tax Div.

Municipal tax/ Light vehicle tax 0795-43-0396

Fixed Assets Tax 0795-43-0395

National Health Insurance Tax 0795-43-0397

Payment 0795-43-0398

10. Health Insurance and Medical Care System

[National Health Insurance (NHI)]

National Health Insurance is a public medical insurance system whereby those enrolled support each other by paying regular insurance premiums, so that if they get sick or injured they can receive medical treatment with a sense of security.

(National Health Insurance is replaced by Latter-Stage Elderly Healthcare System at the age of 75).

○People who must enroll in National Health Insurance

Foreign residents (including students) who are permitted to stay in Japan for more than three months and not enrolled in workplace health insurance are obliged to enroll in the National Health Insurance system. (Residents who are dependents or receive public assistance are not obliged to enroll in this insurance system.) If you fall under the category noted above, please complete procedures at the Insurance and Medical Service Div. or Resident Affairs Div. in the Resident Cooperation Dept. at the city hall.

Persons enrolled in National health insurance will receive an insurance card. (One for each member of the household) This card proves that the person is insured. It has to be presented at hospitals and clinics when receiving treatment. Please handle it carefully without losing or staining it.

Upon enrollment in National Health Insurance, a National Health Insurance Eligibility Certificate will be issued to those who do not have a Myna Health Insurance Card (My Number Card used as a health insurance card) As this certificate is an important document used to confirm your insured status when receiving medical care, please keep it safe and avoid losing or soiling it.

If you have a Myna Health Insurance Card, please present it at the medical facility's reception desk when visiting a hospital or clinic.

○If any of the situations listed below occur, complete the necessary procedures within 14 days at the city hall.

◆Enrollment

When you must enroll in NHI	Documents Required
When you move to Kato	<ul style="list-style-type: none">• A notification of change of residence (issued by the previous municipalities)• Resident Card

When you leave your employer or when you are no longer covered by your employer's health insurance program	<ul style="list-style-type: none"> • Certificate proving you have ended a membership in another health insurance system (issued by the previous employer) • Resident Card
When you no longer take public assistance	<ul style="list-style-type: none"> • Notification indicating you have been taken off public assistance • Resident Card
When you give birth	<ul style="list-style-type: none"> • Maternal and Child Health Handbook • Resident cards

◆Withdrawal

When you must withdraw from NHI	Documents Required
When you move out of Kato	<ul style="list-style-type: none"> • National Health Insurance Eligibility Certificate • Resident Card
<ul style="list-style-type: none"> • When you join an employee's (or other) health insurance program • When you become a dependent of a household belonging to another health insurance system 	<ul style="list-style-type: none"> • Workplace-issued eligibility confirmation document / Notification of eligibility information • National Health Insurance Eligibility Certificate • Resident Card
Upon the policyholder's death	<ul style="list-style-type: none"> • National Health Insurance Eligibility Certificate • Resident Card
When you start receiving public assistance	<ul style="list-style-type: none"> • Notification indicating you will start receiving public assistance • National Health Insurance Eligibility Certificate • Resident Card

○National Health Insurance Coverage

By presenting your National Health Insurance Eligibility Certificate or your Myna Health Insurance Card at the counter of a medical institution, you are able to receive medical care with a co-payment of 20% or 30% of the medical expenses. Other benefit programs are also available,

including medical expense reimbursement, high-cost medical expense benefits, a lump-sum childbirth and childcare allowance, and funeral expense benefits.

○ **Payment of National Health Insurance Premiums**

National Health Insurance tax differs depending on income, the number of enrolled persons, and other factors. After you receive the tax payment notice (8 payments per year), payment can be made at City Hall (Accounting Division counter), at financial institutions authorized to handle Kato City public funds, at convenience stores, or through smartphone payment services (apps). Automatic account transfer is recommended, as it reduces the need to visit a financial institution each payment period and ensures reliable payment without missed deadlines.

A reduction program for National Health Insurance tax is available for those who are covered by employment insurance and have left their job due to employer-related reasons (e.g., bankruptcy or dismissal), as well as for those who resign for certain specified personal reasons. Please note that income declarations for all family members are required.

In addition, a tax reduction/exemption program is available for persons enrolled in National Health Insurance when giving birth.

For further information, please contact the Insurance and Medical Care Division (1st floor, City Hall).

Contact)

About procedures for joining and withdrawing from health insurance and benefits:

Kato City Resident Cooperation Dept. Insurance and Medical Service Div.

Phone Number: 0795-43-0500

About payment:

Tax Section, General Affairs and Finance Department, Kato City

Phone Number: 0795-43-0398

[Latter-Stage Elderly Healthcare System]

Latter-Stage Elderly Healthcare System is a public medical insurance system for individuals aged 75 and older and individuals aged 65 and older with a certified disability. National Health Insurance is a public medical insurance system supported by those enrolled paying regular insurance premiums, so that when you get sick or injured you can go to a doctor with a sense of security.

○ **Eligible residents**

Persons 75 or older. Or persons between 65 and 74 years of age with certified disabilities

However, persons who meet any one of the following conditions are not eligible for Latter-Stage Elderly Healthcare System.

(1) Those who have not completed resident registration in the city

(2) Those who receive public assistance

(3) Those who receive assistance benefits as Japanese war orphans left in China

○Insurance payments

When you enroll in the Latter-Stage Elderly Healthcare System, a Certificate of Eligibility Confirmation will be issued to those who do not have a Myna Health Insurance Card. (However, until July 31, 2025, a Certificate of Eligibility Confirmation will be issued regardless of whether you have registered to use Myna Health Insurance Card.)

By presenting either the Certificate of Eligibility Confirmation or the Myna Health Insurance Card at the reception desk of a medical institution, you can receive medical treatment with an out-of-pocket payment of 10% to 30% of the medical costs. (Separate charges apply for items such as meal expenses during hospitalization.)

In addition, if the medical expenses you pay in a single month exceed a set amount, you can apply by submitting a notification, and the portion exceeding that amount may be refunded under certain programs.

○Insurance premiums

Those who have enrolled in the Latter-Stage Elderly Healthcare System must pay an insurance premium. Premiums are decided based on income.

Contact: Kato City Resident Cooperation Dept. Insurance and Medical Service Div.
0795-43-0501

[Social Welfare Medical Systems]

The following systems are to reduce medical expenses for those who are eligible. Note: These systems don't apply in cases where national or prefectural medical systems are prioritized.

○Medical care subsidies for the elderly

For individuals between 65 and 69 years of age whose income doesn't exceed a certain amount, the city subsidizes part of the expense for health insurance-covered medical treatment.

○Medical care subsidies for infants and toddlers /Medical care subsidies for children

This is a program that fully subsidizes the out-of-pocket portion of insured medical treatment costs for all children from birth through the end of the fiscal year in which they turn 18.

○Medical care subsidies for Persons with severe disabilities

(intellectual/physical/mental)/Medical care subsidies for elderly persons with severe disabilities (intellectual/physical/mental)

For individuals who have received the passbook for the physically disabled (Level 1 or Level 2),

“Ryo-iku Techo” passbook (Grade A), Health & Welfare handbook for the mentally disabled (Level 1) and whose income doesn’t exceed a certain amount, the city subsidizes part of the expense for health insurance-covered medical treatment.

○Medical care subsidies for single-parent household

For a single parent with children whose income doesn’t exceed a certain amount, the city subsidizes part of the expense for health insurance-covered medical treatment incurred by children up to 18 years of age (the first March 31st following their 18th birthday).

Contact: Kato City Resident Cooperation Dept. Insurance and Medical Service Div.

0795-43-0501

11. National Pension

It is required by law that all persons residing in Japan between the ages of 20 and 59, including foreign nationals, must enroll in the national pension system and pay insurance premiums. There are different types of programs such as old-age, disability, and survivor's pension which will provide for those in need.

How to Enroll

Complete procedures at Resident Affairs Div. or Insurance and Medical Services Div. in Kato city hall. If you have joined the employee's pension insurance system or Mutual Aid Association at your company, you don't have to carry out further procedures.

○Insurance premiums

Once you enroll in the national pension program, you must pay insurance premiums. They can be paid monthly or in advance at financial institutions designated by the city (banks and post office), convenience stores or by automatic bank transfer. If you cannot afford the payment due to low income or other reasons (unable to work due to illness, or unemployment) your payment can be exempted or postponed.

○Benefits of the National Pension

Upon reaching a certain age or becoming disabled, eligible insured persons can receive benefits. Some types of pension require more specific conditions.

Contact: Kato City Resident Cooperation Dept. Insurance and Medical Service Div.
0795-43-0501

○Lump-sum Withdrawal Payment

Both the National Pension and Welfare Pension have a Lump-sum Withdrawal Payment System. Foreign nationals who have paid into the National Pension for at least six months can file a claim for a Lump-sum Withdrawal Payment 2 years after they no longer have their domicile in Japan. The amount of your lump-sum withdrawal payments will be calculated depending on your coverage periods.

Contact: Japan Pension Service Akashi Branch Office (Consultation Service)
078-912 4983

12. Health

[Pregnancy / Childbirth / Parenting]

There are subsidies available to support the cost of treatment for recurrent pregnancy loss for those who wish to become pregnant.

When you become pregnant, there is financial support for prenatal health checkups, as well as a benefit payment of 50,000 yen.

After giving birth, subsidies are available for postnatal checkups for mothers and for postpartum care services.

When a baby is born, subsidies are available for newborn hearing screening and for the one-month infant health checkup, and there is also a benefit payment of 50,000 yen.

Health checkups are available for babies and children.

If you have difficulties with childcare, you can ask for advice.

Inquiry: Kato City Childcare Smile Center (Health Division)

TEL: 0795-43-0432

[Vaccinations]

Routine vaccinations are free of charge if you bring your Maternal and Child Health Handbook and the medical questionnaire form.

Vaccination documents (such as the questionnaire form and vaccination information leaflets) can be obtained from the Citizens' Affairs Division on the 1st floor of City Hall when you submit the birth registration.

If you have moved into the city, you can obtain them from the Health Division instead. Please bring something that shows your vaccination records (such as the Maternal and Child Health Handbook).

Information on vaccination schedules and intervals is provided through the city newsletter, the website, and other channels.

Inquiry: Kato City Health and Welfare Department, Health Division

TEL: 0795-43-0435

[Medical Checkups]

Medical checkups for people aged 20 and over include general Medical checkups (blood pressure measurement, physical measurements, urinalysis, blood tests, and a medical examination), cancer screenings (stomach cancer, lung cancer, colorectal cancer, prostate cancer, cervical cancer, and breast cancer), and periodontal disease screening.

The cost of these checkups varies depending on the type of health insurance you have.

For details, please refer to the city website and other public information sources.

[Health Consultations]

You can receive consultations about your mental and physical health, and about maintaining and improving your health.

Consultations are provided by public health nurses and nutritionists.

Contact: Kato City Health and Welfare Dept. Health Div. 0795-43-0432/0795-42-2800

13. Child Rearing, Children and Parenting

[Certified Childcare Institution (for childcare use)]

There are two daycare centers and eleven certified child care institutions in the city. They can be used by children whose guardians are unable to provide childcare at home during the daytime due to reasons such as working.

Enrolling Certified Childcare Institution (for childcare use)

- Generally, children aged 3 months and over until school age can enroll.
- Details on nursery schools/facilities enrollment are provided in the city's publication and on the city cable TV around-September to October each year.
- If there are vacancies, it is possible to enroll throughout year.

[Kindergarten & Certified Childcare Institution (for educational use)]

There are one kindergarten and 11 Certified Childcare Institutions for children aged 3 to 5 years old in the city. If you wish your child/children to enroll in a kindergarten or Certified Childcare Institution (for educational use), there are no working or other requirements.

- Applications for admission for the new school year will be announced in Kato City Newsletter, cable TV, etc. (around September-October)
- If applications exceed capacity, admission will be determined by lottery or other means.
- If there are vacancies, children can be admitted even in the middle of the school year.

[After School]

These are facilities that can be used after school by children who attend elementary schools, compulsory education schools, or the elementary division of special needs schools within the city. They are available for children whose parents or relatives living in the same household are unable to provide care at home after school due to reasons such as working.

- Open hours

Monday- Friday: After school classes are over until 18:30.

During long vacations and other days when school is on holiday: 7:30-18:30

There are 4 After-Schools in the city of Kato. Please ask the Childcare Support Division at Social Services Dep. for details about enrollment and fees.

[Children's Centers etc.]

Children's Centers and similar facilities can be used freely by children from 0 years old to under 18 years old, and their guardians. There are play equipment both indoors and outdoors, so parents and children can play together. Activities include picture-book read-aloud sessions, play activities suitable for 0-year-old infants, interactive games for parents and children, and seasonal Japanese events and celebrations.

Name of the Center	Address	Phone
Yashiro-Jido-kan, Yashiro Kodomo-no-ie	Higashikose 477-1, Kato	0795-42-8543
Takino-Jido-kan Kirara	Shimotakino 1369-2, Kato	0795-48-0765
東条鯉こいランド Tojo-Koikoi-Land	Minamiyama1chome4-2, Kato	0795-20-6245

Closed: All facilities are closed on Mondays and during the year-end and New Year holidays (Dec. 28-Jan. 3). Takino Children's Center Kirara and Tojo Koi Koi Land are closed on national holidays (or the following day if Monday is a national holiday).

Center hours: 9:00-17:00 (Opening hours may be shortened to prevent the spread of COVID-19.)

Contact: Kato City Board of Education, Social Services Dept, Child Development Div 0795-43-0546

[Childcare Smile Center]

This is a consultation service for questions and concerns related to pregnancy, childbirth, and parenting.

Consultations are provided by public health nurses, child and family support workers, and other staff.

The center supports all pregnant and postpartum women, children, and families raising children, from pregnancy through the childrearing period.

Inquiry: Kato City Childcare Smile Center (Health Division)

TEL: 0795-43-0432 (Consultations on pregnancy, childbirth, and parenting)

Kato City Childcare Smile Center (Welfare General Affairs Division)

TEL: 0795-43-0441 (Consultations on parenting concerns, discipline and manners etc.)

[Child Allowance]

This is an allowance paid to people who are raising children living in Japan from birth through the high school age group (until the first March 31 after their 18th birthday).

The monthly amount paid per child is as follows:

0 to under 3 years old: 15,000 yen (1st child / 2nd child)

3 years old to high school age: 10,000 yen (1st child / 2nd child)

3rd child and beyond (*): 30,000 yen (flat rate)

Note: "3rd child and beyond" refers to the third and subsequent child when the recipient is

raising three or more children up to age 22 (until the first March 31 after their 22nd birthday).

Inquiry: Kato City Childcare Smile Center (Welfare General Affairs Division)

0795-43-0408

[Special Child Rearing Allowance]

This is an allowance paid for a child under 20 years of age who has a severe or moderate physical or mental disability. It is provided to the child's father or mother who is caring for the child, or to a person who is raising the child in place of the parents. (Income limits apply.)

Inquiry: Kato City Childcare Smile Center (Welfare General Affairs Division)

[Consultations for Single Parents etc.]

We provide consultations on matters such as pre-divorce counseling, the Child-Rearing Allowance, and other concerns faced by single parents and similar households. We also provide necessary information and support.

Inquiry: Kato City Childcare Smile Center (Welfare General Affairs Division)

14. Education

Japanese education is based on 6 years of elementary school, 3 years of junior high school, 3 years of high school, 2 years of junior college and/or 4 years of university/colleges. The school year starts in April and ends the following March. Compulsory education is 9 years, including 6 years of elementary school and 3 years of junior high school (or 9 years in Compulsory Education School). Those who want to continue their education go to high school, then vocational school or junior college or university.

Note: Compulsory Education Schools are integrated nine-year schools with the six-year first semester for elementary school courses and the three-year second semester for junior high school courses.

[Educational Institutions in the city of Kato]

○Elementary school , Junior high school, Compulsory Education School

Children enter elementary school at age 6 and graduate at age 12. They then enter junior high school and graduate at age 15. In the case of a compulsory education school, children enter at age 6 and graduate at age 15. Tuition fees, textbook costs, and school lunch fees (lunch is provided through the school lunch program) are free of charge. The cost of school supplies (such as colored pencils and paint) must be paid by the guardian and is collected by the school.

With the opening of Yashiro Gakuen in FY 2025, Kato City will have 3 municipal elementary schools, 2 municipal junior high schools, and 1 compulsory education school. The school a child attends is determined based on the area where they live.

In addition, there is a system to provide financial assistance for these expenses to guardians of children enrolled in school who have difficulty paying for school supplies.

For foreign nationals, there is no obligation to attend school. However, those who wish to enroll in a municipal school should contact the City Board of Education.

In the city, in addition to municipal schools, there are also the Hyogo University of Teacher Education Affiliated Elementary and Junior High Schools. For details, please contact the affiliated elementary/junior high schools directly.

Contact:

Kato City Board of Education, Education Development Dept, General Affairs Div. 0795-43-0540

Kato City Board of Education, Social Services Dep. School Education Div.

0795-43-0541

Elementary school attached to Hyogo University of Teacher Education 0795-40-2216

Junior high school attached to Hyogo University of Teacher Education 0795-40-2222

○High school

To enter high school, a level of academic ability exceeding that of junior high school is required.

There is one public high school in Kato; Hyogo Prefectural Yashiro High school. For more information about Yashiro High School, please contact below.

Contact: Hyogo Prefectural Yashiro High school 0795-42-2055

○**University/College/Junior college/Vocational school**

To enter universities, colleges, junior colleges, a level of academic ability exceeding that of high school is required. There is one national university in Kato; Hyogo University of Teacher Education

For more information about Hyogo University of Teacher Education, please contact below.

Contact: Hyogo University of Teacher Education, General Affairs Div. 0795-44-2010

○**Development Support Center “Hapia”**

This is a one-stop consultation center that consolidates the following services related to infants and young children through adults who require support, including those with developmental disabilities. In addition, as part of the “Child Development / General Consultation Service,” developmental consultations and psychological consultations by a doctor are also provided.

○**Services**

(1) Consultations regarding concerns about development or behavior, learning, and interpersonal relationships, etc.

(Developmental assessments may be conducted as needed.)

(2) On-site consultation visits by staff and specialists to daycare centers, schools, and other institutions

(3) Group therapy/educational support programs to help children learn how to interact with others, as well as individualized support programs tailored to each child’s developmental difficulties in consultation with the guardian

(4) Holding workshops and training sessions for residents to deepen understanding of developmental disabilities

Consulting days and hours :

From Monday to Friday 8:30 — 17:15

Closed on Saturdays, Sundays, holidays, year-end and New Year holidays

Consulting place: Developmental Support Center ,”Hapia”

1129 Kinashi, Kato

Eligible users: Infants to adults who live in Kato

* Consulting is provided at no charge.

* Reservations required.

Contact: Kato City Board of Education office, Social Services Dep, Support Center
0795-27-8100

TEL:

15. Welfare

There are measures based on welfare services that aim to guarantee a minimum standard of living and support self-reliance for households experiencing financial hardship. Depending on the level of hardship, support may cover essential daily living expenses, housing rent, and medical costs for treatment of injuries or illnesses.

However, not all foreign nationals are eligible. Eligibility is limited to those who are legally staying in Japan and who hold a residence status such as Permanent Resident or Long-Term Resident, which does not impose restrictions on activities. Additional requirements also apply. For details, please contact the Social Welfare Division on the 1st floor of City Hall.

Contact: Kato City Health and Welfare Dept. Social Welfare Div. 0795-43-0407

[Nursing Care Insurance]

The Nursing Care insurance system is a nationwide system supporting all persons in society requiring nursing care and their families in order to reduce their anxiety and the burden of care. All residents aged 40 or older are required to enroll in this insurance by law and have an obligation to pay the premiums. They are then guaranteed to receive the services when they need them. Foreign residents who are going to stay in Japan more than 3 months are also required, as a member of Japanese society, to join.

Contact: Kato City Health and Welfare Dept. Elderly Care Div. 0795-43-0440

16. Public Transportation

Public transportation systems in Kato include railway (JR West), buses (Shinki Bus) and taxis.

[Taking the Train]

Before boarding, purchase tickets at a ticket counter or a ticket machine and insert them into the machine at the wicket or show them to a station attendant at the gate. After getting off, insert them into the machine again or hand them to a station attendant. If you take trains frequently, commuter passes or books of tickets will be convenient.

[Taking the Bus]

When the bus arrives at the bus stop, board through the rear door (for highway buses, board through the front door) and take a numbered ticket that shows where you boarded.

Inside the bus, there will be an announcement for the next stop. If you want to get off, press the buzzer inside the bus. If no one presses the buzzer and no one is waiting to board at the stop, the bus will not stop.

If it is difficult to understand the Japanese announcement, you may want to ask the driver or someone nearby saying, “Watashi wa “*name of the bus stop*” de oriru node, oshiete kudasai.

(I’d like to

get off the bus at “*name of the bus stop*”. Please let me know when we get there.) When getting off the bus, place the money and the numbered ticket into the fare box by the driver. The bus fare is listed on a front display board. Match the number on your ticket with the one on the board to find your fare (Flat rate of 100 yen when using NicoPa card (See note)). As change cannot be provided for 5,000 or 10,000 yen bills, please be sure to bring enough 1,000 yen bills r coins with you. You can also use your commuter pass , book of tickets or NicoPa card.

For more information, call Shinki Bus, Yashiro Branch 0795-42-0057.

Note: NicoPa card is a transportation system IC card that can be used on Shinki Buses. By using this card, flat fare can be applied.

By using this card, if you board within Kato City and get off within Kato City, the fare will be 100 yen.

【Flat Fare】

By using the NicoPa Card, the fare for local route buses within Kato City is a flat 100 yen per ride.

Subject	Content
Flat Fare	100 yen per ride for adults, 50 yen for children and persons with disabilities
Conditions for flat fare	When you use the NicoPa Card (*) and board at a bus stop within Kato City and also get off at a bus stop within Kato City *If you board at a bus stop within Kato City and get off at a bus stop outside Kato City, or if you board at a bus stop outside Kato City and get

	off at a bus stop outside Kato City, the fare will not be 100 yen.
Routes with flat fare	All routes running in Kato city (Excluding express buses)
Flat fare stops	All bus stops within Kato city
Where to buy NicoPa card	Shinki Bus Information Office (closed on Wednesdays, Sundays, and public holidays), 777-21 Yashiro, Kato City Planning and Policy Section, 4th floor of Kato City Hall

For more information on bus routes and the NicoPa Card, please visit Shinki Bus Co. website.

Shinki bus website: <https://www.shinkibus.co.jp/>

Also accessible through the QR code on the right.



[Taking taxis]

Taxis are mainly available at the Takino-Yashiro Inter Bus Stop and the Kato Bus Terminal. If you contact a taxi company in advance, they can pick you up anywhere.

When you get into a taxi, the rear left door opens automatically. It also closes automatically.

If you can't convey your destination in Japanese, it may be a good idea to write down the address and place name for the driver. Tips are not customary in Japan.

17. Bank and Post Office

In Japan, both banks and post offices are private institutions offering financial services including the transfer of money. Post offices handle mail, packages, and insurance payments as well as banking services.

Service Counter Office Hours on Weekdays

Banks: 9:00-15:00 (Monday – Friday)

Post Offices: Finance/Insurance 9:00-16:00 (Monday – Friday)

Postal Service 9:00-17:00 (Monday – Friday)

Website of Japan Post Office (English) http://www.post.japanpost.jp/index_en.html

Also accessible through the QR code on the right.



[Foreign Currency Exchange]

Mainly banks handle foreign money exchange in Japan. No banks in Kato city deal in foreign currencies.

[Opening a Bank Account]

There are various kinds of accounts such as regular saving accounts, fixed term deposit accounts and installment saving accounts. Ask the bank or the post office for details and choose the most suitable one to your purpose. To open a bank account, identification such as passport, Resident Card (or Alien Registration Card), My Number Card, driver's license, and insurance card are required. It may be a good idea to have an inkan or personal stamp made in advance.

[Deposit and Withdrawal]

Fill out the form for deposits or withdrawals at the bank or post office and hand it in with your bank book at the counter. Bring your inkan or personal stamp if you have one.

[Cash Card]

When opening your account, you can apply for a cash card. A cash card enables you to make deposits, withdraws, and to check your balance at ATMs by inputting your PIN (personal identification number).

[Automatic accounts transfer Service]

With this service, monthly expenses such as electricity, gas, water and phone, the money are automatically deducted from your bank account. It is a convenient service. It usually takes a few

weeks for application procedures.

18. Driver's Licenses

People are required to possess a driver's license to operate a vehicle in Japan. If you don't have a license, you can take a course at a driving school to acquire a Japanese License. If you have a driver's license valid in your home country, it can be converted to a Japanese one through a certain procedure.

[If you have an International driver's license]

International driver's licenses issued based upon conditions outlined in the Geneva Treaty are valid in Japan for up to one year following either the license issue date or the holder's date of arrival in the country (whichever date comes first).

Note: People (who have registered their residency in Japan) renewing their international licenses must remain outside of Japan for a period of three months or more for their new license to take effect upon returning to Japan.

[If you have a foreign driver's license]

Holders of a driver's license issued in Germany, France, Switzerland, Belgium, Monaco and Taiwan are able to use their license for up to one year in Japan (Japanese translation of the license is required). After the expiration of one year, people (who have registered their residency in Japan) must remain outside of Japan for a period of three months or more for their license to take effect upon returning to Japan. Japanese translation of the license must be obtained from the embassy or consulate of the issuing country, or the Japan Automobile Federation (JAF).

◆How to obtain the Japanese translation of a foreign driver's license (JAF)

○Application

Applications with the issuance fee sent by registered postal cash envelope are accepted. They don't translate International driver's licenses.

Documents required

(1) Application form for Japanese translation of foreign driver's license

The form can be downloaded from the site or you can call a JAF office to obtain the form via fax

JAF Hyogo Branch: 078-871-7530 10:00-17:00 (Closed on Weekends and Holidays)

JAF Website (English): <https://english.jaf.or.jp/>

(Also accessible through the QR code on the right.)



(2) Driver's license (original, in principle)

To ensure that all information on the driver's license can be read accurately, please prepare clear copies of both the front and back sides of the license, preferably in color.

*A *Fuye* is required for license issued by People's Republic of China.

* An official receipt is required for license issued by Republic of the Philippines.

* An Israeli driver's license must be certified in English by the local issuer or embassy.

(3) A passport, photocopy of a Resident Card or Resident Record, etc.

Required only for licenses written in Arabic or the Russian alphabet and those issued in the Republic of Korea, the Kingdom of Thailand, and the Union of Myanmar.

○Issuance fee

A fee of 4,000 yen is required per driver's license.

Please note: Additional charges apply if you request express delivery or redelivery.

The same issuance fee will also apply if the document needs to be reissued due to loss, etc.

○Days required for issuance

Applying by mail takes approximately one or two weeks. In addition, translating the foreign driver's license listed in required document (3) takes approximately 2 to 3 weeks. If you are in a hurry, please consider applying via the "Driver's License Translation Application Website."

[Switching a foreign Driver's license to a Japanese license]

A driver's license issued by a foreign administrative office can be switched to a Japanese license by applying to Akashi Driver's License Test Center.

○Documents required

(1) One photo (3 cm tall × 2.4 cm wide; taken within the last 6 months; no hat; facing forward; upper-body photo; plain background).

You can also have your photo taken at the application site for a fee.

(2) A valid foreign driver's license

If the date of license acquisition is not shown on the license, you will need a document that proves the date you obtained it.

(3) A Japanese translation of the foreign driver's license

This must be translated by the relevant country's embassy, consulate, JAF, etc.

(4) A Japanese driver's license (only if you currently have one or have been issued one in the past)

(5) A copy of your Certificate of Residence (*juminhyo*) showing your registered domicile or nationality

(My Number must not be printed on it.)

(6) Passport

You must confirm that you stayed in the country for at least 3 months after obtaining the driver's license. If you have old passports, please bring all of them as well.

(7) Various fees

Examination fee	Moped / Small special vehicle	1,500 yen
	Regular vehicle	2,550 yen
	Large / Medium / Semi-medium	4,100 yen
	Other	2,600 yen
Issuance fee		2,050 yen

○Procedure at the Driver's License Test Center

To apply at the Akashi Driver's License Examination Center, an appointment must be made by phone.

Reservation Phone Number (Weekdays only 9:00 a.m. to 4:00 p.m.) : 078-912-1777

(1) Submission of application documents

(2) Aptitude test

(3) Traffic rule knowledge check and driving skill check (You are asked to actually drive a vehicle at a course at the Driver's License Test Center.)

(4) Issuance of the Japanese driver's license

○Exemptions of tests for driving knowledge and skills

If you hold a driver's license issued by any of the countries which have made an agreement with Japan for exemption of tests of driving knowledge and skills, you need only take the aptitude test.

Contact: Akashi Driver's License Test Center 078-912-1628

[Validity period of a driver's license]

A newly obtained Japanese driver's license is valid until one month after your third birthday from obtaining the license. Thereafter renewal is every 3 years or 5 years, depending on the period of validity and incursion of any infractions. If the period of validity expires, the license becomes invalid, so please make sure to renew on time.

[When address changes]

When you have a change of address, it is necessary to record the change on your driver's license. Apply with your driver's license and proof of your new address (e.g., your Resident Card) to the police station or Driver's License Test Center near your new address.

[Suspension and revocation of driver's license]

In Japan, there is a demerit point system for drivers who commit traffic violations or cause accidents, in order to encourage safer driving in the future. Under this system, points are added each time a driver causes a traffic accident or commits a violation such as running a red light, speeding, or illegal stopping/parking. When the total number of points reaches a certain threshold, administrative penalties such as suspension or revocation of the driver's license are imposed. In particular, penalties for driving while intoxicated are severe, and a single offense results in license revocation.

The penalty for driving while intoxicated is imprisonment for up to five years or a fine of up to 1,000,000 yen, and the penalty for driving with alcohol in one's system is imprisonment for up to three years or a fine of up to 500,000 yen. In some cases, passengers or persons who provided the vehicle or alcoholic beverages may also be subject to fines. Because alcohol consumption negatively affects driving, please never drive after drinking.

In addition, enforcement against illegal parking on public roads is also strict in Japan. Please park in the nearest available parking lot whenever possible.

19. Employment and Labor

In order to work in Japan, you must have a residence status that permits employment,

[Searching for a job]

Public Employment Security Offices called “Hello Work” help you find a job which suits your needs and abilities. They also introduce suitable persons to companies that need employees. Kato City has an “Employment Support Room” where you can get advice on finding a job—for example, how to use Hello Work and how to write a résumé. Please feel free to contact us. (Please note that we do not directly refer you to specific jobs or employers.) If you don’t speak Japanese, please come with someone who can interpret for you.

Contact: Kato City Employment Support Room 0795-43-0165

Hello Work Nishiwaki 0795-22-3181

[Consultation about Work]

Hyogo prefecture has many consultation places regarding working conditions for foreign workers. The following offices accept consultations in various languages.

Name	Address	Phone	Language/Content/hour
Hyogo Labour Bureau	Kobe Chuo-ku Higasi-kaw-asaki- cho1-1-3 Kobe Crystal Tower 16F	0570- 001702	Consultation about working conditions in Chinese Tuesdays and 1 st , 3 rd Wed. 10:00-15:00 *Call before your visit.
Hello Work Kobe	Kobe Chuo-ku Aoi- cho1-3-1	(078)362- 4570	Job consultations in Vietnamese, Chinese, English, Portuguese, and Spanish
Hello Work Himeji	Himeji City Hojo Aza Nakamichi 250	(079)222- 8609	Job consultations in Chinese, English, Portuguese, Spanish, and Vietnamese

<p>Hyogo International Association Information and Advisory Service Center</p>	<p>Kobe Chuo-ku Higasi-kawasaki- cho1-1-3 Kobe Crystal Tower 6F</p>	<p>(078)382- 2052</p>	<p>Consultations in English, Chinese, Spanish and Portuguese about life in general, working conditions and laws (*Appointment is required.) Mondays–Fridays 9:00-17:00</p>
--	---	---------------------------	--